



AAPKI PRAGATI
HAMARA SAATH

BAID FINSERV LIMITED

(FORMERLY KNOWN AS BAID LEASING AND FINANCE CO. LTD.)

FY25 Investor Presentation



This presentation and the accompanying slides (the “Presentation”), which have been prepared by Baid Finserv Limited (BAIDFIN, The Company) solely for information purposes and do not constitute any offer, recommendation or invitation to purchase or subscribe for any securities and shall not form the basis or be relied on in connection with any contract or binding commitment whatsoever. No offering of securities of the Company will be made except by means of a statutory offering document containing detailed information about the Company.

This Presentation has been prepared by the Company based on information and data which the Company considers reliable, but the Company makes no representation or warranty, express or implied, whatsoever, and no reliance shall be placed on, the truth, accuracy, completeness, fairness and reasonableness of the contents of this Presentation. This Presentation may not be all inclusive and may not contain all of the information that you may consider material. Any liability in respect of the contents of, or any omission from, this Presentation is expressly excluded.

Certain matters discussed in this Presentation may contain statements regarding the Company’s market opportunity and business prospects that are individually and collectively forward-looking statements. Such forward-looking statements are not guarantee of future performance and are subject to known and unknown risks, uncertainties and assumptions that are difficult to predict.


These risks and uncertainties include, but are not limited to, the performance of the Indian economy and of the economies of various international markets, the performance of the industry in India and world-wide, competition, the company’s ability to successfully implement its strategy, the Company’s future levels of growth and expansion, technological implementation, changes and advancements, changes in revenue, income or cash flows, the Company’s market preferences and its exposure to market risks, as well as other risks.

The Company’s actual results, levels of activity, performance or achievements could differ materially and adversely from results expressed in or implied by this Presentation. The Company assumes no obligation to update any forward-looking information contained in this Presentation. Any forward-looking statements and projections made by third parties included in this Presentation are not adopted by the Company and the Company is not responsible for such third-party statements and projections.

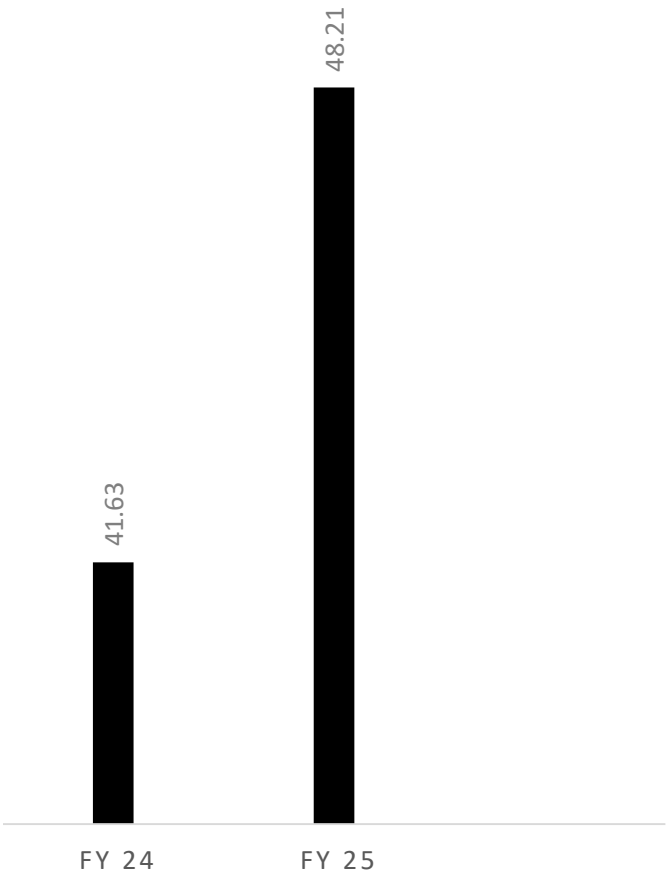


FY25 Highlights

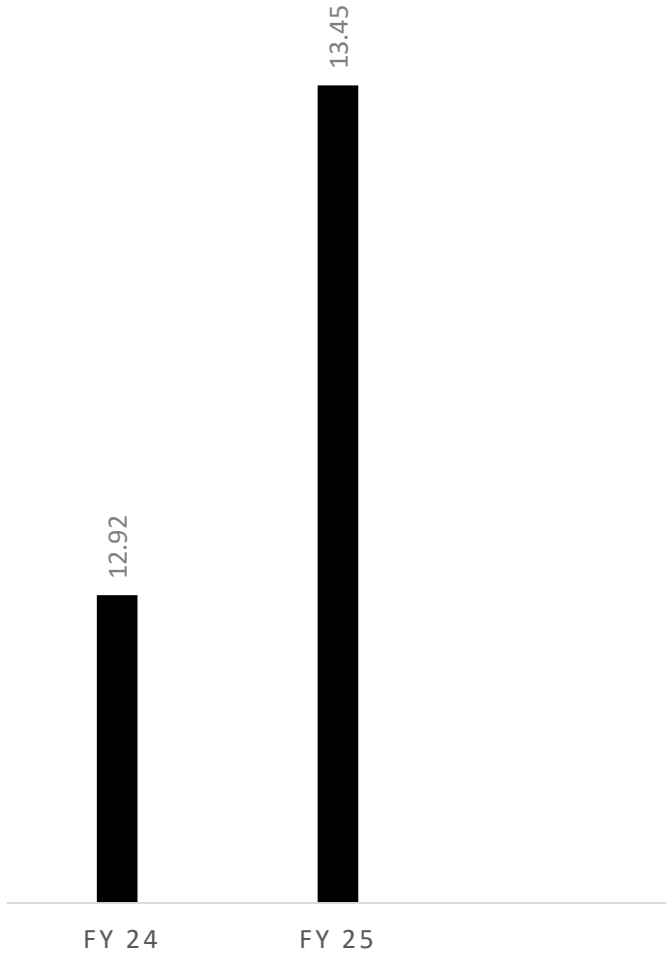
Total Income (In ₹ Cr)



EBITDA (In ₹ Cr)



PAT (In ₹ Cr)



FY25 Profit & Loss Statement

In ₹ Cr

Particulars	FY24	FY25
Revenues	65.92	81.98
Other Income	0.44	0.56
Total Income	66.36	82.54
Raw Material Expenses	4.50	12.15
Employee Costs	6.81	9.48
Other Expenses	13.41	12.70
Total Expenditure	48.26	64.41
EBITDA	41.63	48.21
Finance Costs	23.05	29.34
Depreciation & Amortisation Expenses	0.48	0.73
PBT	18.09	18.14
Tax	4.55	4.55
PAT	12.92	13.45
Total Comprehensive Income	12.93	13.45
EPS	1.08	1.12



Company Overview

Baid Finserv Limited (BAIDFIN, The Company) is a Non-Deposit Taking NBFC (Base Layer) that specializes in providing Secured MSME Loans (LAP), Vehicle Loans, and Insurance products. Established in 1991 and based in Jaipur, the company has more than 33 years of experience serving customers in semi-urban and rural areas of Rajasthan. It is now expanding its presence in Madhya Pradesh and Gujarat.

With a strong customer base of over 50,000 clients across different business sectors, Baid Finserv is dedicated to improving its services to meet the growing needs of its clients. The company has plans to further expand its operations in Maharashtra by Q2 this year with the aim of capitalizing on the increasing funding opportunities in underbanked semi-urban and rural regions.



Key Metrics Overview



33 +
Years Of Experience



52
Branches



50,000 +
Satisfied Customers



397 Cr
AUM



9,710
Active Customer



BBB
Credit Rating
Care Edge.



243
Employees



0.29%
Net NPA



7,027 Customer
Addition

From FY21 to Q4FY25



FY25
Disbursement

₹ 180.49 Cr.



FY25
Collection Efficiency
96.11 %



QFY25
Revenue ₹ 82.55 Cr
EBITDA ₹ 48.21 Cr
Net Profit ₹ 13.45 Cr

Vision, Mission, & Core Values



Our Vision

In its commitment to serving the underserved segments of society, the company endeavors to create value at the bottom of the pyramid. By extending financial services to the weaker and often overlooked sections of society, it aims to generate value for all stakeholder's while fostering a healthy work environment for its employees



Our Mission

In its core mission of prioritizing people, the company aims to become the preferred customer-centric NBFC. It seeks to cultivate a motivated and friendly working atmosphere for its employees while delivering value to vendors, investors, and lenders.



Integrity



Transparency



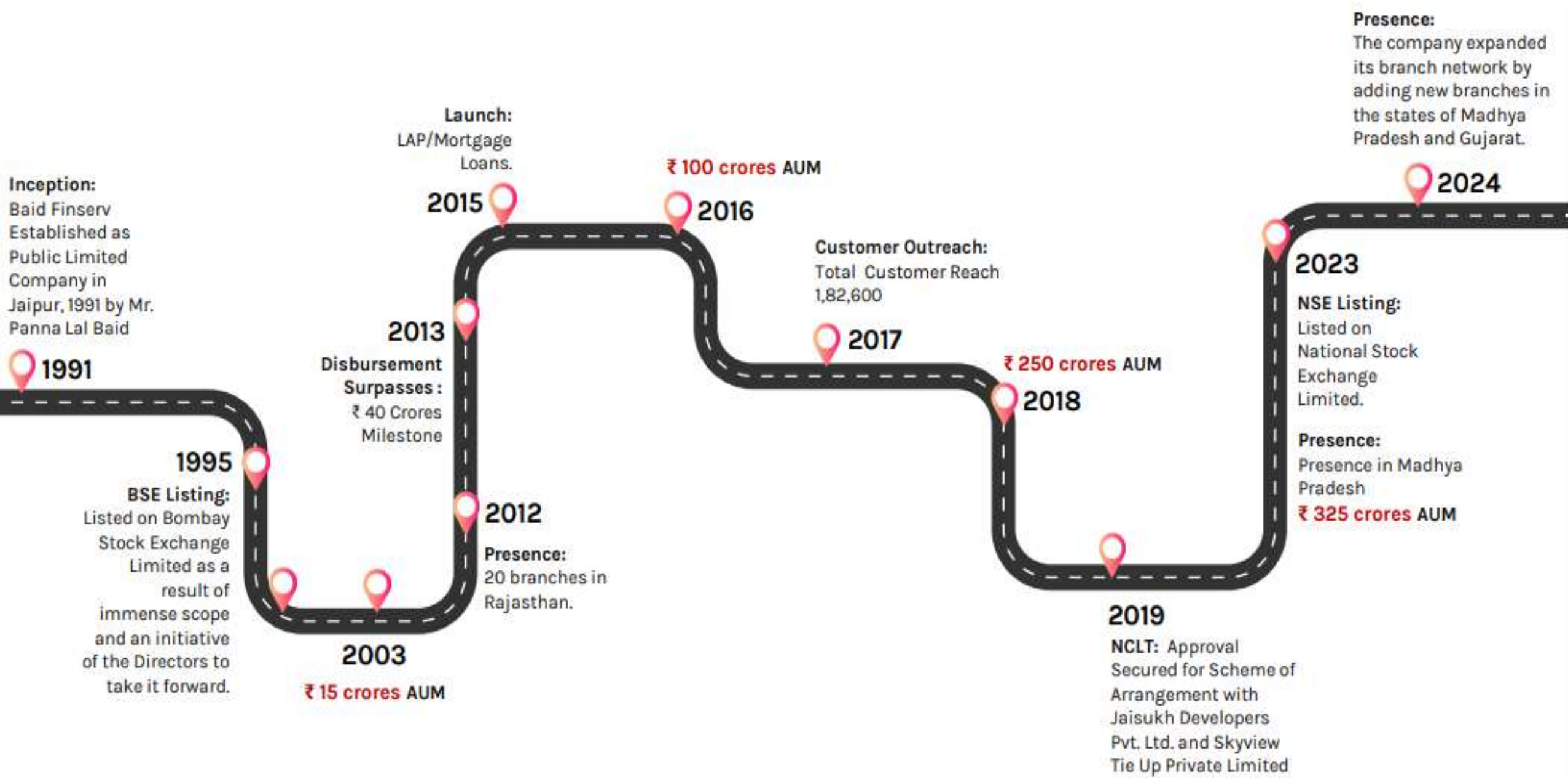
Team Spirit



Competency

Core Values

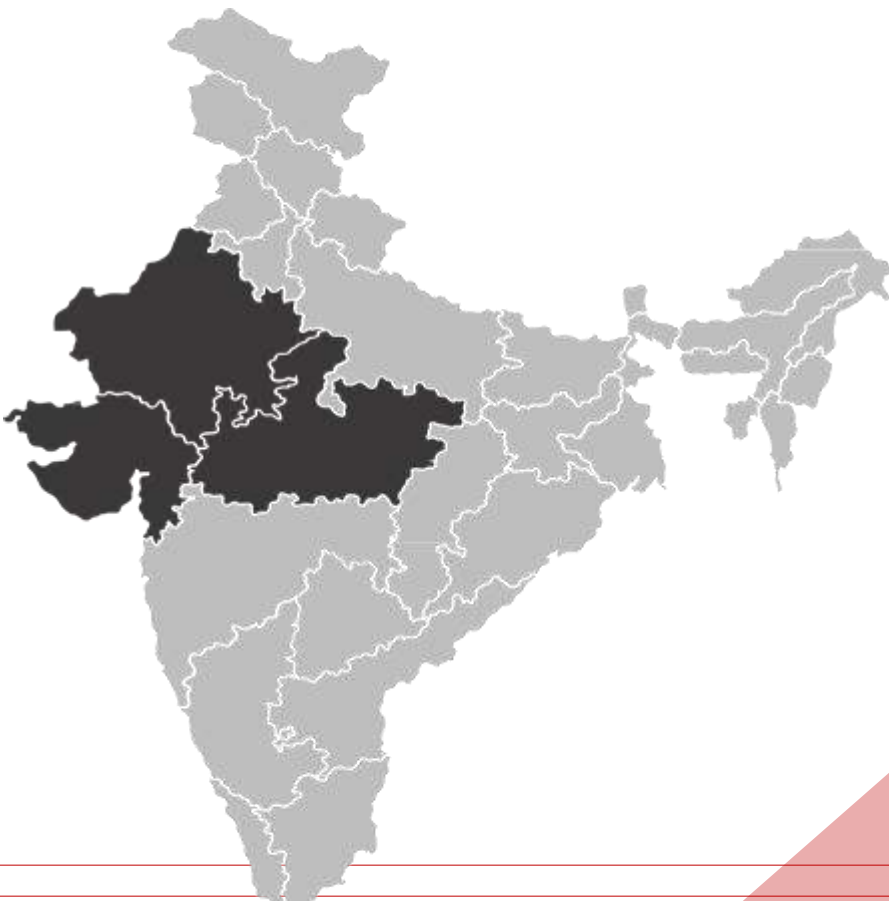
Key Milestones In Company's Journey



Serving The Underbanked In Semi-urban & Rural Areas

52 branch offices in semi-urban and rural areas across Rajasthan, Madhya Pradesh and Gujarat.

Indore (RO)	Mehsana	Depalpur	Dudu	Jhunjhunu	Nawalgarh	Phulera	Sikar	Dedodhar	Jodhpur	Dewas
Mandsaur	Damoh Sagar	Chirawa	Dungargarh	Kishangarh	Neem Ka Thana	Renwal	Bagru	Himmat Nagar	Pali	Taranagar
Ratlam	Palanpur	Chomu	Gudha Gorji	Kuchaman City	Niwai	Savad Badi	Tonk	Jabalpur	Osian	
Sehore	Ajmer	Danta	Harsor	Mukandgarh	Nokha	Shahpura Rural	Udaipurwati	Sagar	Balesar	
Ujjain	Bikaner	Deedwana	Jaipur Ho	Narayanpur	Paota	Shahpura Hub	Kota	Satna	Agar	



Diverse Lending Portfolio With Proven Long Term Relations

Banks



Financial Institutions



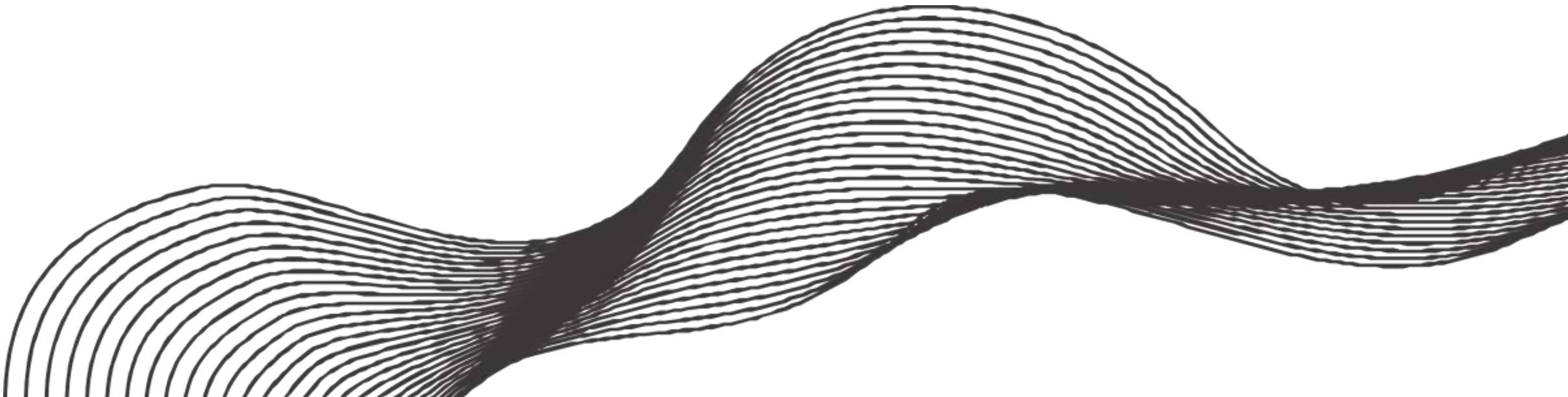
The company has 19 active lenders, each providing valuable resources to support its financial endeavors.

Empowering Communities: Baid Finserv's CSR Initiatives

- Baid Finserv Limited's CSR initiatives aim to uplift the disadvantaged/marginalized segments of society by enhancing their quality of life. This includes assistance for serious illnesses, educational support for underprivileged students, and efforts towards eradicating extreme hunger and poverty, as well as providing relief during natural calamities.
- The Company channels its CSR contributions through reputable charitable foundations and funds authorized to carry out permissible CSR activities.
- CSR activities encompass a wide spectrum, including education, preventive healthcare, environmental sustainability, maintaining ecological balance, protecting flora and fauna, animal welfare, training and skill development, hunger eradication, poverty and malnutrition alleviation, promoting healthcare and gender equality, empowering women, ensuring access to safe drinking water, supporting higher education, and other activities stipulated under Schedule VII of the Companies Act, 2013.



Business Overview





Vehicle Loans

- Tractor Loan
- Commercial Vehicle Loan
- Car Loan



Mortgage Loans

- MSME Loan
- Loan Against Property



Insurance

- Life Insurance
- Dwelling Insurance
- Motor Insurance

Empowering New Borrowers: Service Offering Insights

Unlocking Mobility For New Vehicle Owners

Vehicle Loans



Loans of upto ₹ 10 Lakhs to first time vehicle owners

- Tractor Loan
- Commercial Vehicle Loan
- Car Loan

Categories: Tractor, Commercial Vehicle, Personal Vehicle

Purpose: Transportation, Commercial and Personal Use.

Avg. Ticket Size: **up to 10 Lakhs**

Avg. Interest Rate: **16%-28%**

Avg. Tenure : **12-48 months**

Avg. LTV: **70-80%**

Security: **Hypothecation**

AUM Share: **33%**

Revenue Share: **16%**

Empowering Dreams, Empowering Entrepreneurs

Mortgage Loans



Secured loan designed for first-time loan takers, offering financing of up to ₹ 25 Lakhs

- MSME
- Mortgage Loans/LAP

Categories: Self Employed, Vendors, Small Shop Owners, Dairy Operators

Purpose: Working Capital and Business Expansion, Inventory

Avg. Ticket Size: **up to 25 Lakhs**

Avg. Interest Rate: **16%-28%**

Avg. Tenure : **60-120 months**

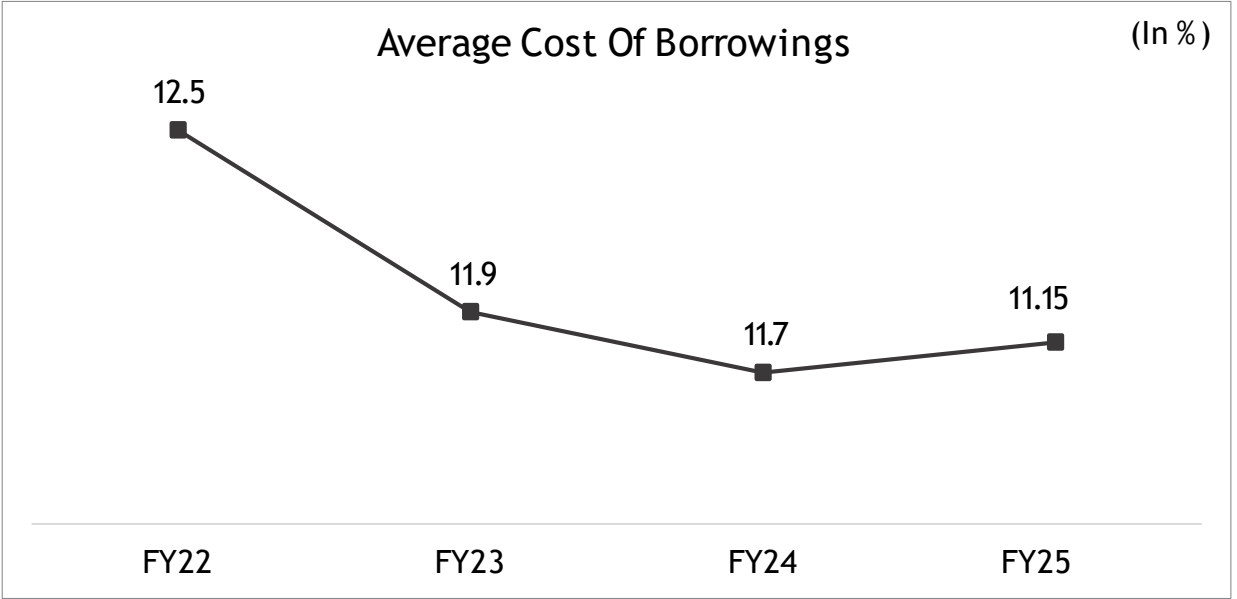
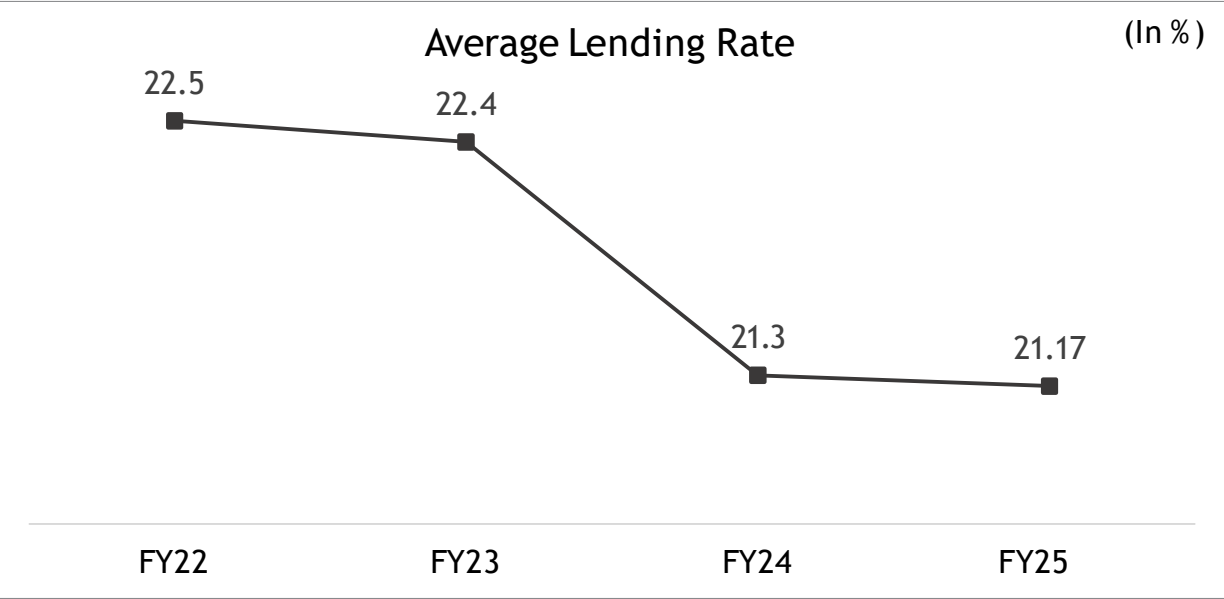
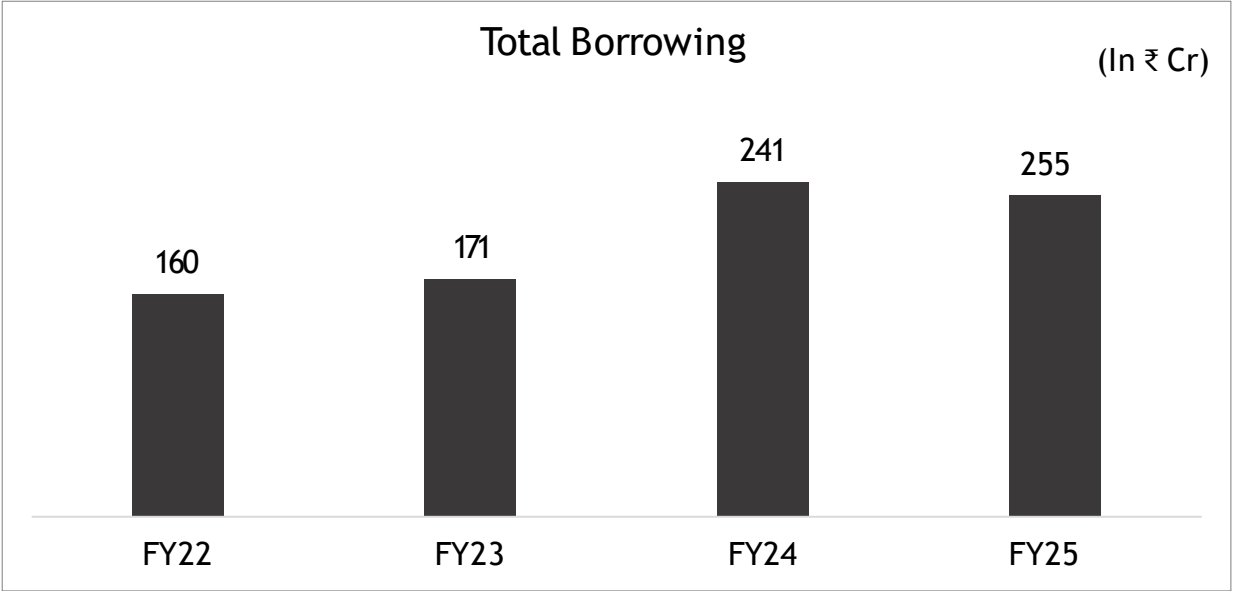
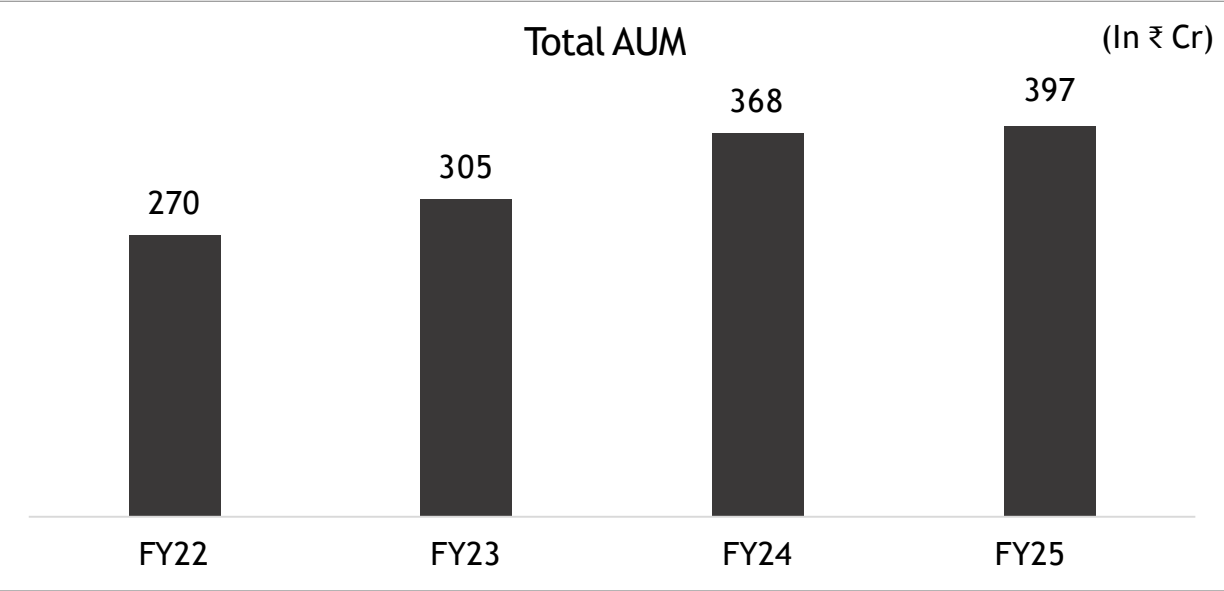
Avg. LTV: **30% - 45%**

Security: **Residential / Commercial Property**

AUM Share: **67%**

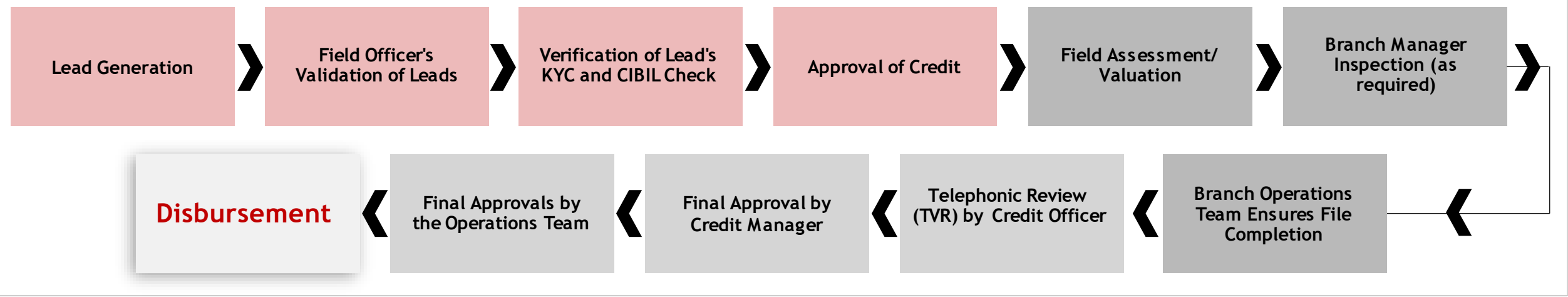
Revenue Share: **84%**

Quantifying Financial Operations: AMU, Borrowing, & Interest Trends

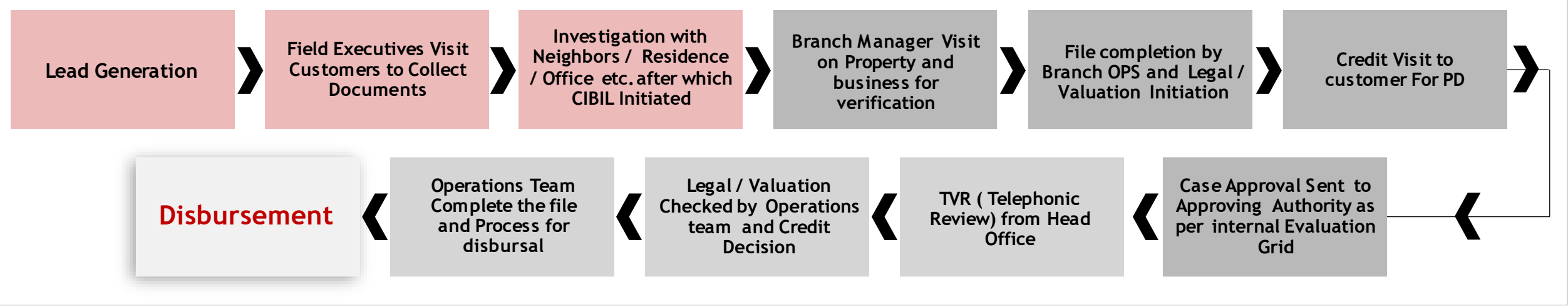


Baid Finserv's Loan Disbursement Framework

Vehicle Loan



MSME / Mortgage Loan



Field



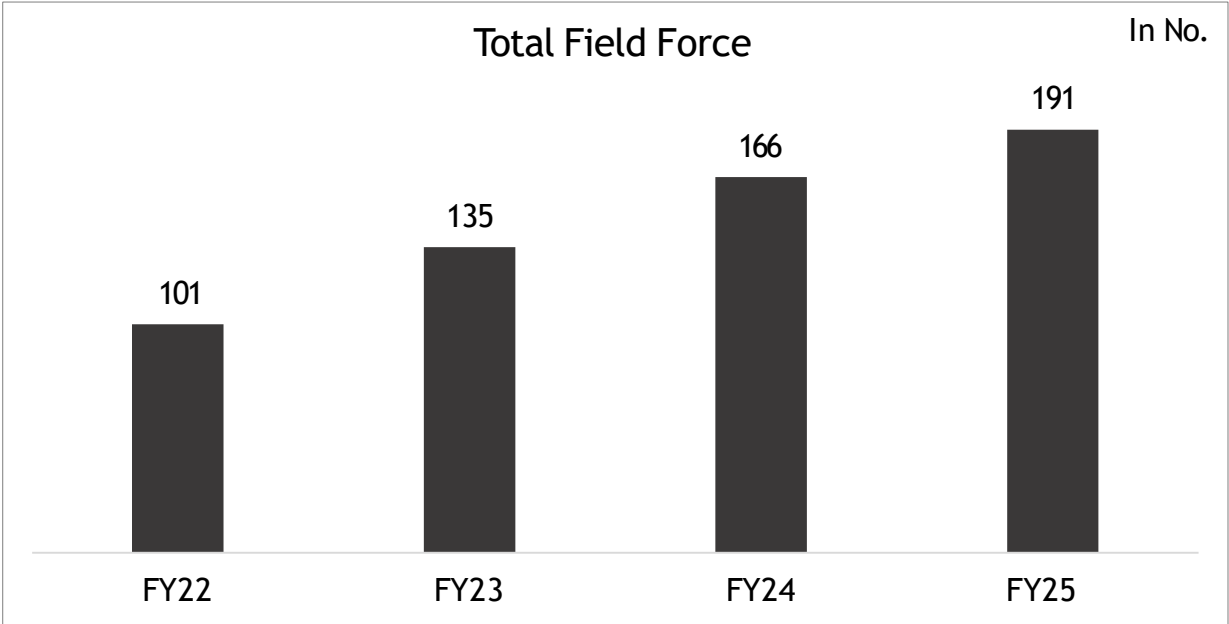
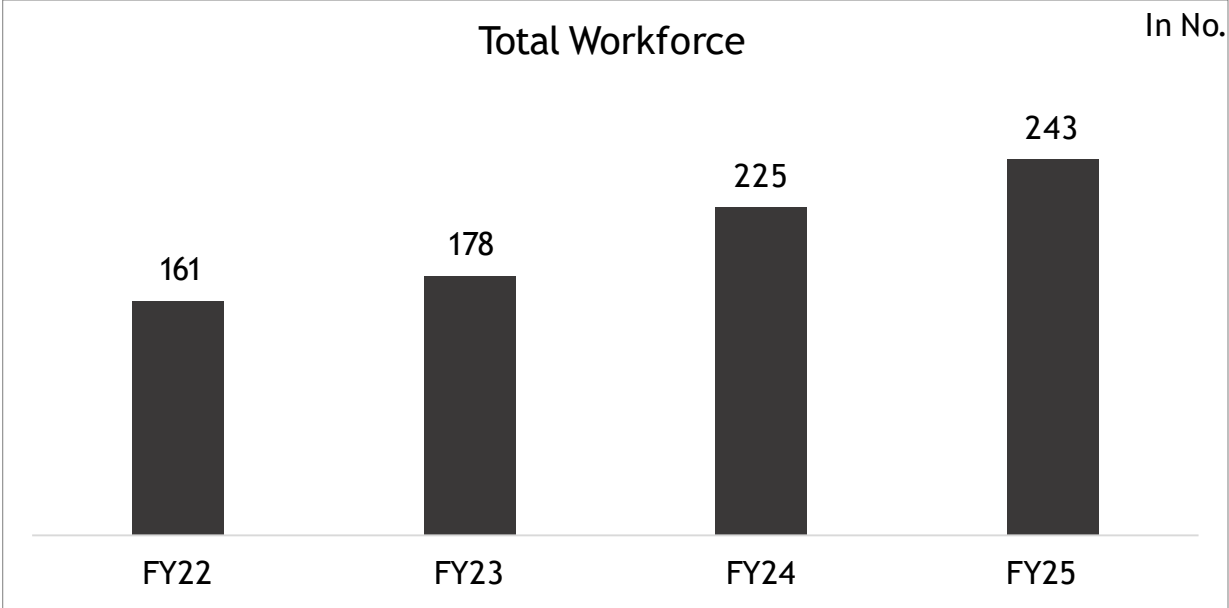
Branch



Head Office

Training & Development Initiatives: Empowering Growth & Efficiency

- New Hire Induction: Comprehensive program introducing company, policies, and structure.
- Department Training: Regular sessions at HQ to update on roles and policies.
- Internal Communication: Weekly emails for policy updates and information sharing.
- Educational Videos: Shared resources for learning about processes and policies.
- Interdepartmental Training: Weekly sessions for cross-functional understanding.
- Software Training: Zoom, videos, and in-house sessions for tool proficiency.



Streamlined Operations: Enhancing Efficiency Through Technology

Vehicle valuation

Real-time Vehicle Valuation: Instantly Initiating Valuations via the Auto Swift App to External Vendors, with Reports (TAT).“



Information Technology

Planning to introduce an IT portal to address all IT-related issues and keep records of asset allocations and usage.

Data Security

All data is centrally backed up on the head office server, with email/ folders password- protected. Internet access rights are centrally monitored and controlled to ensure data security.



Networking

All offices /branches utilize a real-time attendance biometric system and are connected via networking. Access to Jaguar Software for Learning Management System (LMS) and Accounting is available across all branches.

Building Bridges, Securing Networks: Driving Efficiency through Technology Integration.

Streamlining Payment Processes: Leveraging Digital Solutions For Efficient Collections

Digital Payment Mode

NACH: Activation of NACH in less than 48 hrs. with high level of accuracy and least manual interference. 80% NACH presentation making EMI collection more efficient

BBPS/UPI availability for every customer to make payments digitally from anywhere at ease.



Collections

Collect-ON: This application helps getting real time collection receipt by printer to customer. All Collection executives are issued machine to fetch data of tier customers and generates print of collection receipt.



Data Security: All data is centrally stored on the HO server with password protection for emails and folders. Internet access rights are monitored and controlled to uphold data security.

Collection Escalation Protocol To Strengthening Procedures

	SMS	Collection Calls	Relationship Executive	Branch Manager	Credit Manager	Collection Executive	Collection Manager	Collection Head
0 - 30 Days	✓	✓	✓	⚠	⚠	⚠	⚠	⚠
31 - 60 Days	✓	✓	✓	✓	⚠	✓	✓	✓
61 - 90 Days	✓	✓	✓	✓	✓	✓	✓	✓
91 - 150 Days	✓	✓	✓	✓	✓	✓	✓	✓
> 150 Days	✓	✓	✓	✓	✓	✓	✓	✓

Maintaining Vigilance Strategizing Debt Recovery

1

Notice

- Defaulter Notice 30-60 Days
- Asset Verification Notice 60-90 Days
- Pre-Repo Auto Mode > 90 Days

2

Arbitration

- Issue a notice U/s 21 of Arbitration Act
- Receiver order takes in sec 17 through arbitrator in arbitration act or Sec 9 through ADJ court (Addition District Judge)
- Award Taking a period of 75 to 90 Days
- Award Maturity Period is 90 to 120 Days From the Order Date

3

Sec 138 of Negotiable instrument Act

- Process start after cheque bounces
- Legal Notice for 15 Days
- After 30 Days from serving of Notice file Complaint in Court (Sec 138)

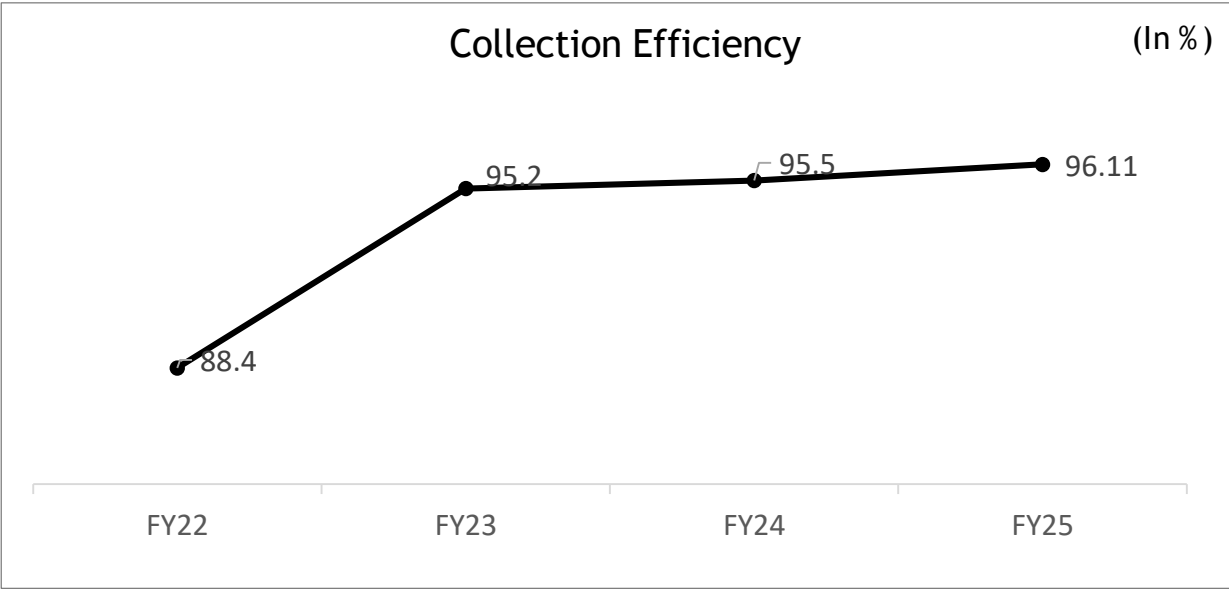
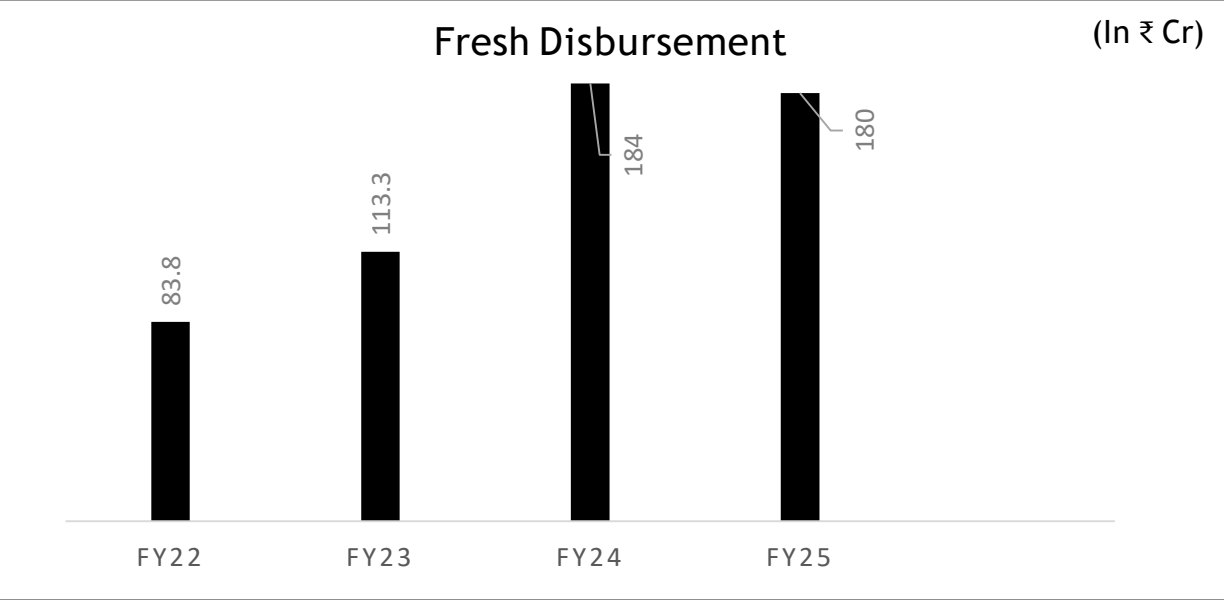
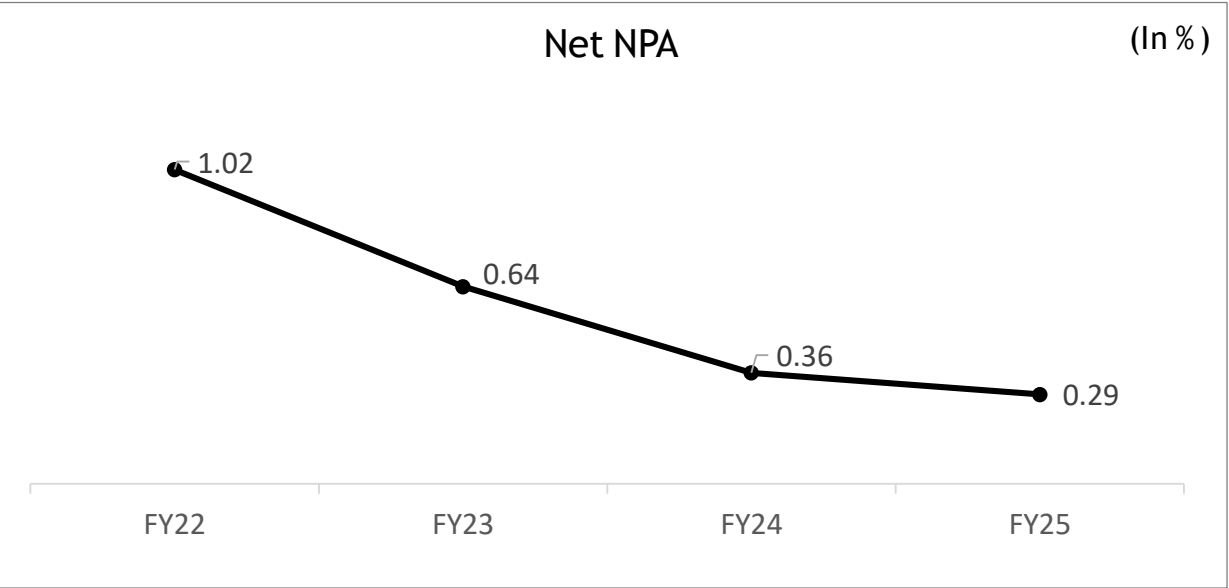
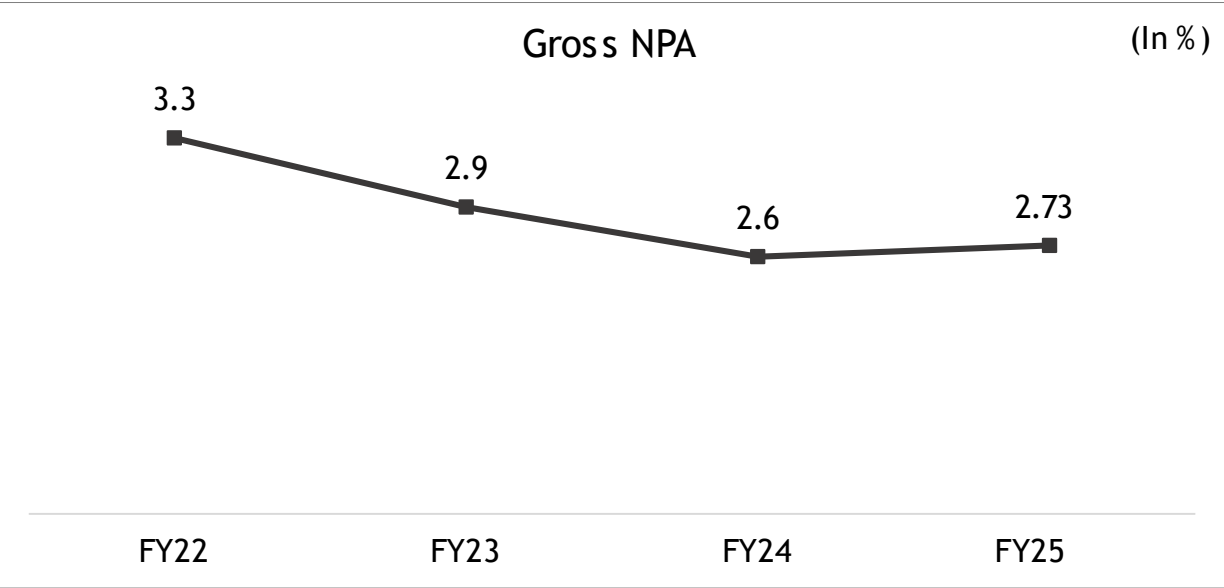
4

SARFAESI

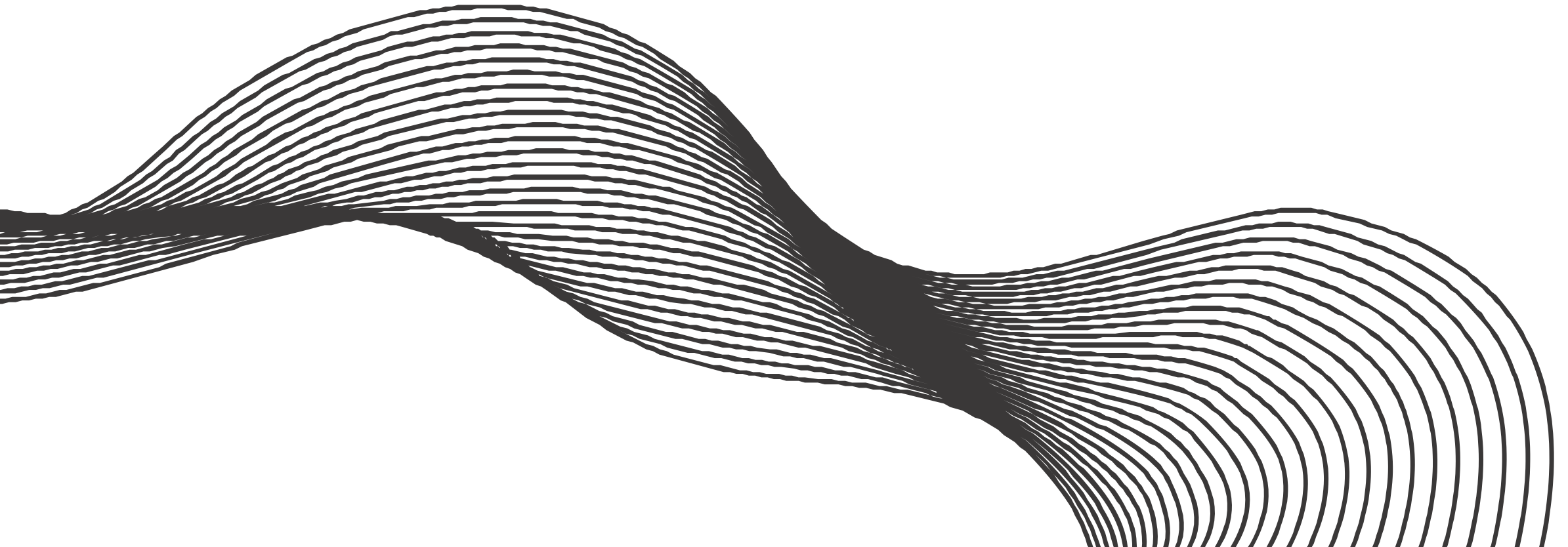
- Proceedings on Above 20 Lacs
- Issue a notice U/s 13(2) of SARFAESI Act 2002 “for 60 Days”
- Issue a notice U/s 13(4) of SARFAESI Act 2002 “for Symbolic Possession”

Navigating Legal Channels: Ensuring Efficient Debt Recovery and Asset Protection

Key Operational Efficiency Indicators



Management Overview





Mr. Panna Lal Baid

Chairman and Managing Director

Mr. Panna Lal Baid, the founder of Baid Finserv Limited is a first-generation entrepreneur with over 53 years of experience across various sectors, notably excelling in the core finance sector. He strategically established the company's strong presence in the high-yield pre-owned vehicle financing segment, showcasing his expertise in loan origination, valuation, and collection.



Aman Baid

Whole Time Director

Mr. Aman Baid, a post-graduate in FMB from SP Jain School of Global Management and an alumnus of the Lawrence School, Sanawar, has been an integral part of the company since 2013. Over the past decade, he has played a proactive role in establishing new distribution points, evaluating new products, and formulating as well as deploying the company's credit policy. With a curious mindset and keen attention to detail, he has facilitated the company in analyzing challenges and effectively mitigating risks, leading to the expansion into newer geographies.



Mr. Aditya Baid

CFO and Product Head
(MSME Loans and Property Loans)

Mr. Aditya Baid, a seasoned third-generation entrepreneur, boasts extensive expertise in MSME Loans and secured Property Loans, backed by a solid background spanning over 9 years. An esteemed alumnus of renowned institutions such as The Lawrence School, Sanawar, and the S.P. Jain Institute of Management and Research, he brings a wealth of knowledge and a distinguished educational pedigree to his professional endeavors.



Mr. Abhishek Rathore

Business Head


Mr. Abhishek Rathore, a Banking and Finance postgraduate from ICFAI, Hyderabad, is a seasoned Business Development Professional specializing in the startup financial sector, specifically Affordable/MSME segments. As the Business Head at Baid Finserv since May 2022, he brings over 16 years of leadership experience in Sales, Business Development, and Channel Partnerships within leading NBFCs and HFCs, playing a pivotal role in directing the organization's business planning and strategy implementation.



Ms. Surbhi Rawat

Company Secretary and
Compliance Officer

Ms. Surbhi Rawat, a qualified Company Secretary, oversees the Regulatory Compliance and Corporate Secretarial functions of the company. With 8 years of experience, she specializes in Corporate & Securities Laws, SEBI Listing Compliances, RBI Compliance, Secretarial Compliances, Audits, Due Diligence, corporate governance, and loan documentation. Her expertise plays a crucial role in ensuring the company's adherence to regulatory standards and maintaining sound corporate governance practices.



Industry Overview



NBFCs expect 13-14% credit growth in FY25, Lending businesses are prospering without needing large physical setups. Projections suggest NBFCs credit will grow at a rate of 13-15% from FY26 to27.

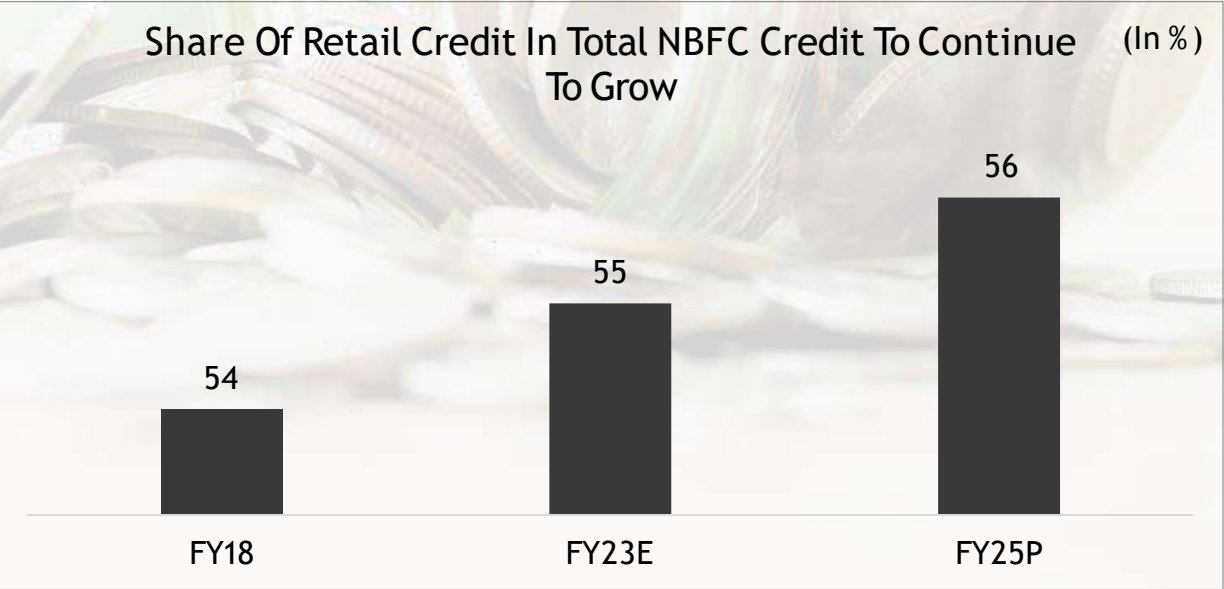
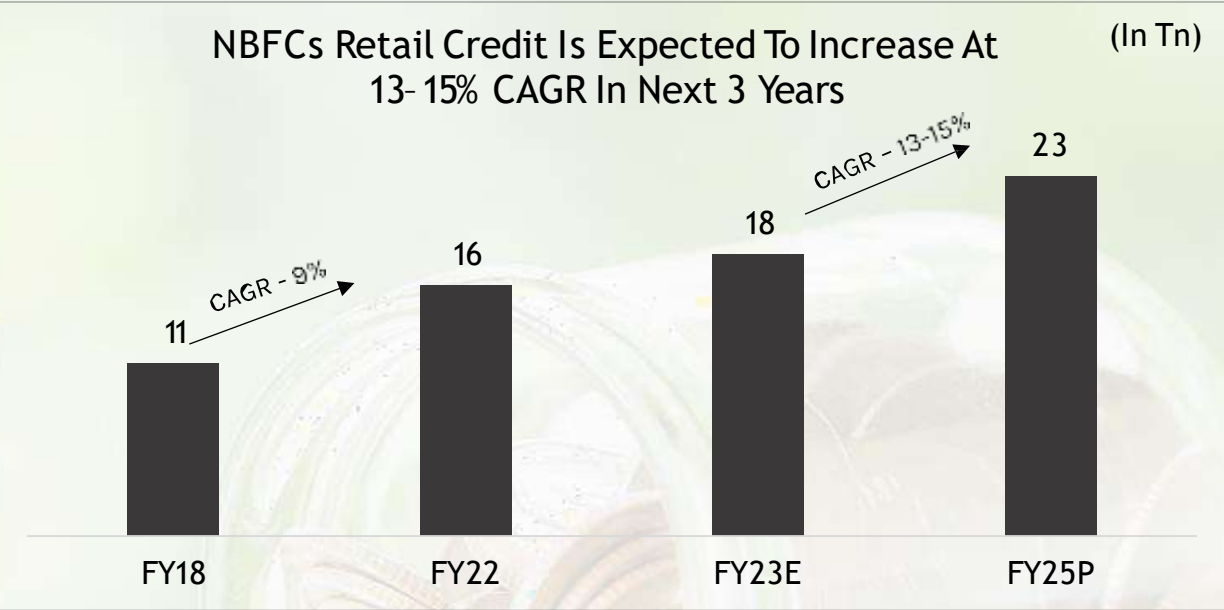
- Non-banking financial companies (NBFCs) are rapidly gaining prominence as intermediaries in the retail finance space.
- The public funds of NBFCs increased from US\$ 278.23 billion in 2016 to US\$ 470.74 billion in 2020 at a CAGR of 14.04%
- New distribution channels such as bank assurance, online distribution and Non-Banking Financial Companies (NBFCs) have widened the reach and reduced operational costs.
- Two-thirds of India's population lives in rural areas where financial services have made few inroads so far. **Rural India has seen steady rise in incomes creating an increasingly significant market for financial services.**

Source - [KPMG](#), [IBEF](#)

Navigating Growth Trajectories: Insights Into NBFC AUM Expansion

Vehicle finance anticipated to sustain 13.14% growth, supported by solid underlying-asset sales.

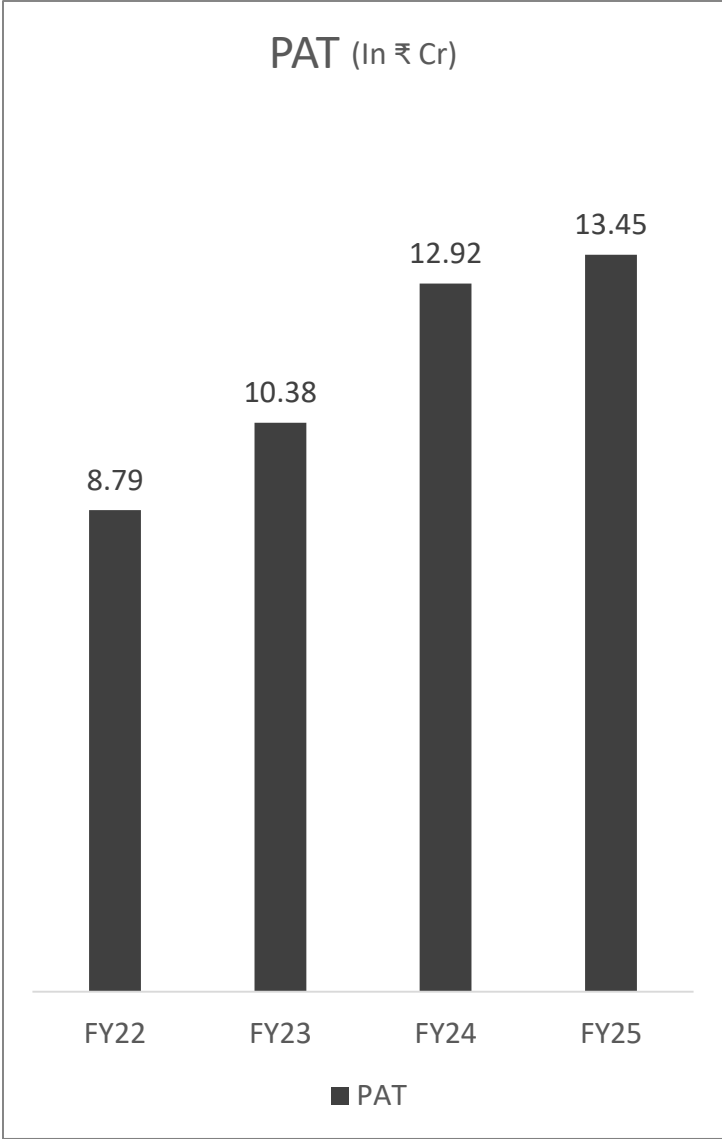
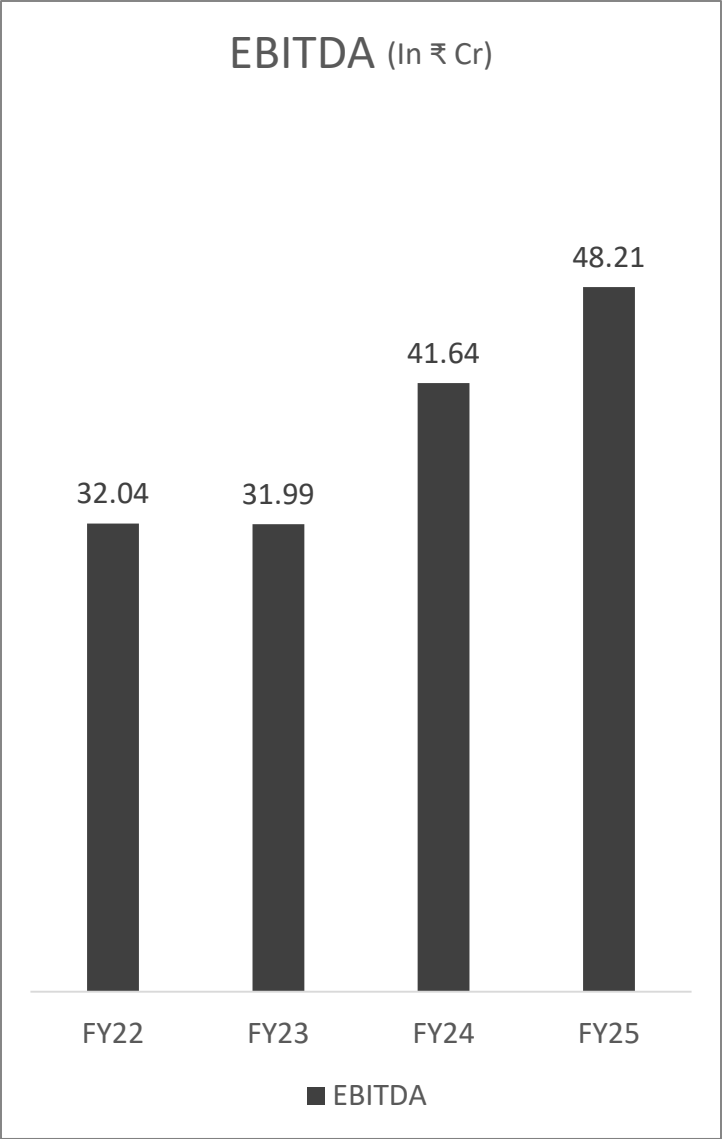
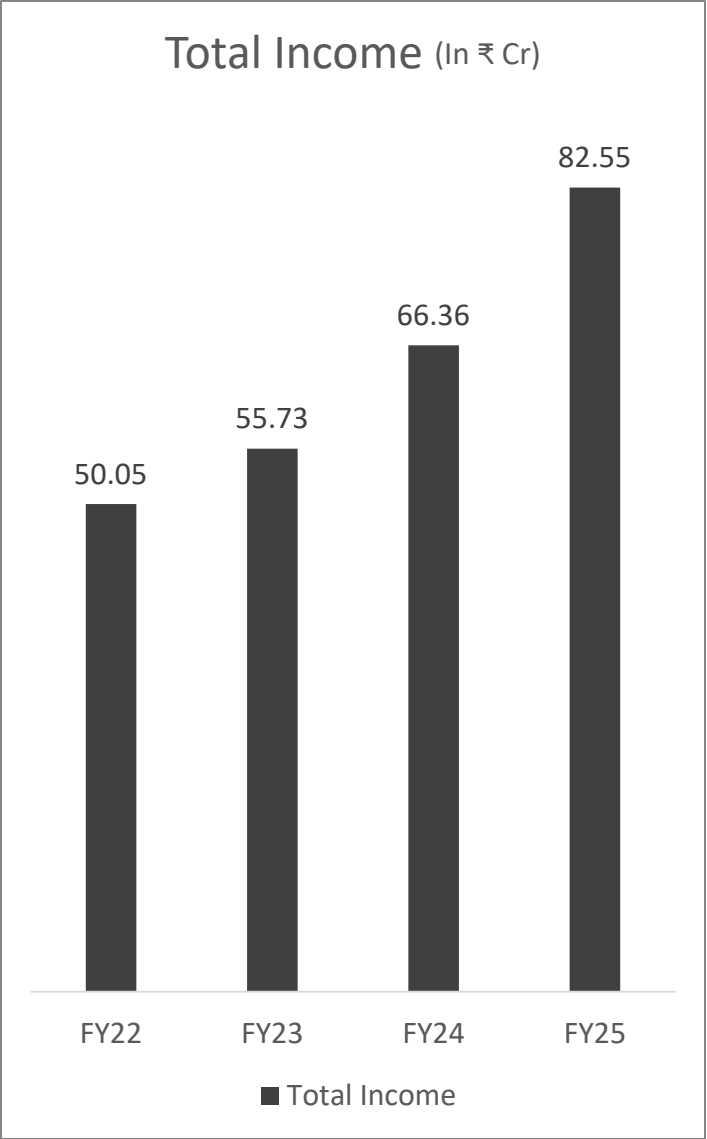
- Assets under management (AUM) of non-banking financial companies (NBFCs) projected to grow by 14-17% next fiscal.
- Retail credit growth driven by robust macro and micro factors, including strong private consumption.
- Home loans and vehicle finance constitute 25-27% each of NBFC AUM, with steady growth expected in both segments.
- Affordable home loans (<Rs 25 lakh) to fuel 12-14% growth in the home loan segment.
- After three years of single-digit growth, NBFCs are poised to witness an 11-12% growth in AUM by the end of FY23.
- Future growth is expected to be supported by the strong push towards digitization, better consumer non-deposit-taking NBFCs, except for changes in governance and prudential guidelines.



Source - [KPMG](#), [IBEF](#)

Financial Overview





Profit & Loss Statement

Particulars	FY22	FY23	FY24	FY25
Revenues	49.94	54.85	65.92	81.98
Other Income	0.11	0.88	0.44	0.56
Total Income	50.05	55.73	66.36	82.54
Raw Material Expenses	0.01	1.54	4.50	12.15
Employee Costs	4.94	5.47	6.81	9.48
Other Expenses	13.06	16.73	13.41	12.70
Total Expenditure	18.01	23.74	24.72	64.41
EBITDA	32.04	31.99	41.64	48.21
Finance Costs	19.60	17.68	23.06	29.34
Depreciation & Amortisation Expenses	0.29	0.33	0.48	0.73
PBT	12.15	13.99	18.10	18.14
Tax	3.37	3.61	5.17	4.55
PAT	8.79	10.38	12.92	13.45
Total Comprehensive Income	8.82	10.37	12.93	13.45
EPS	7.32	0.97	1.08	1.12

Balance Sheet

In ₹ Cr

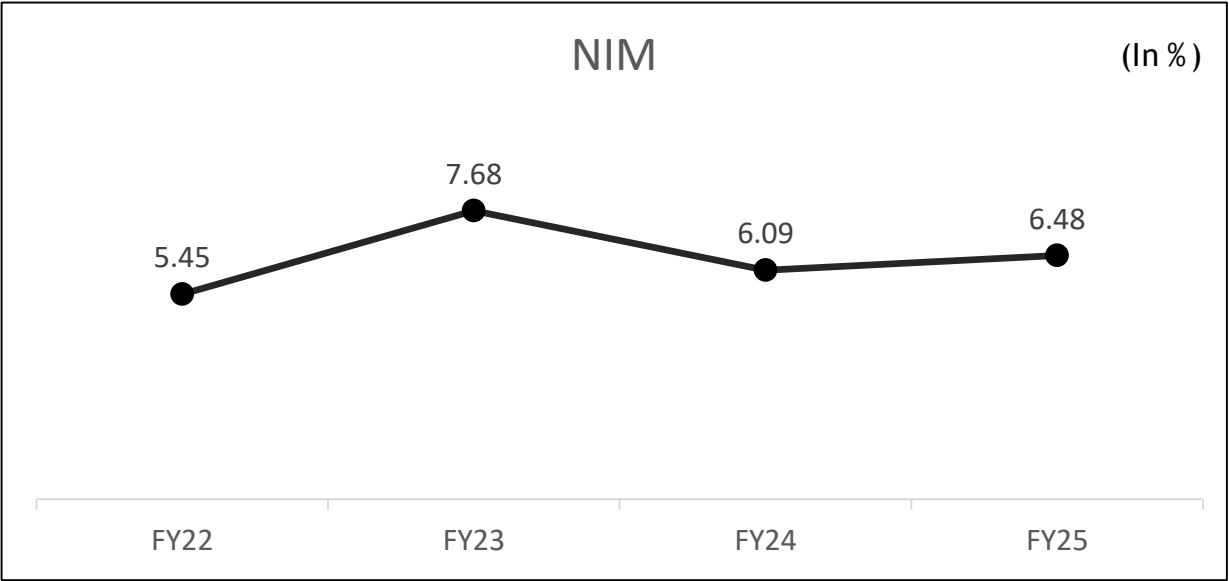
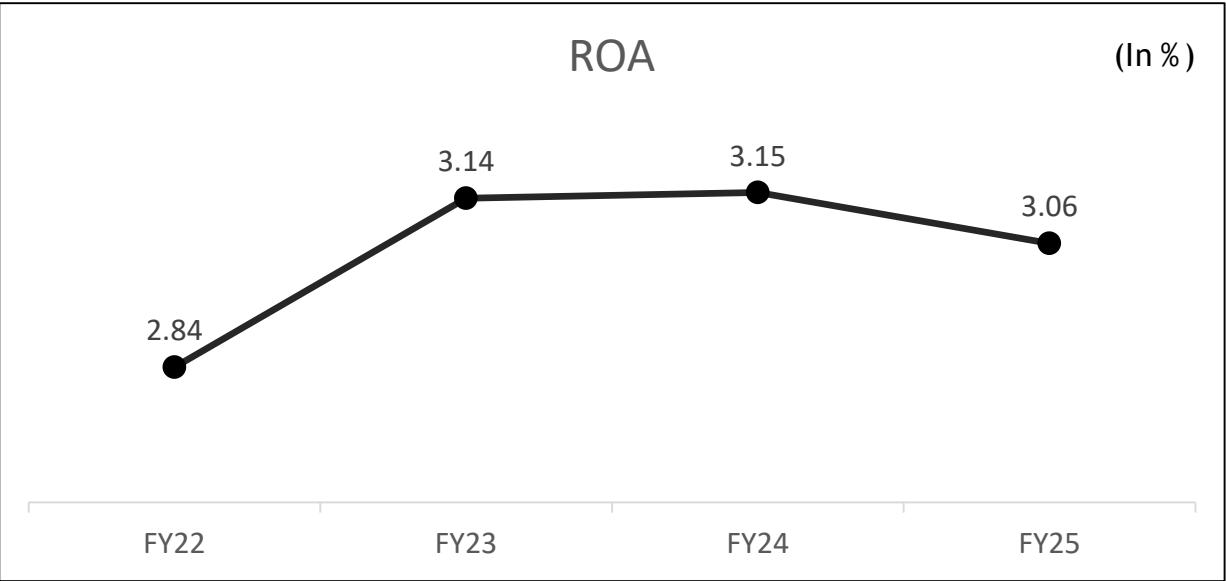
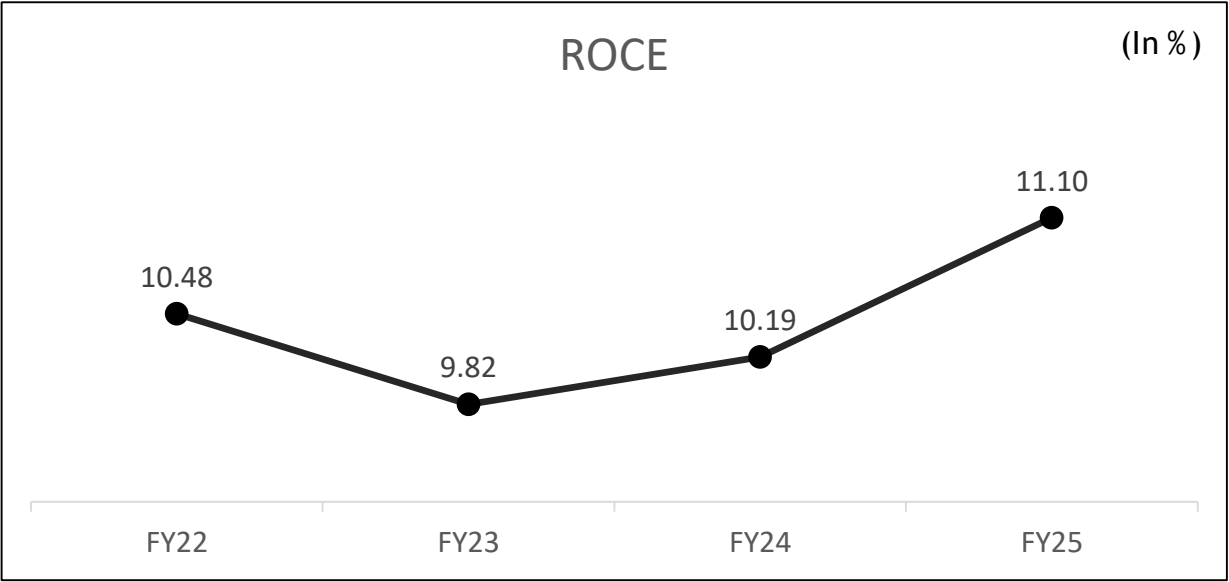
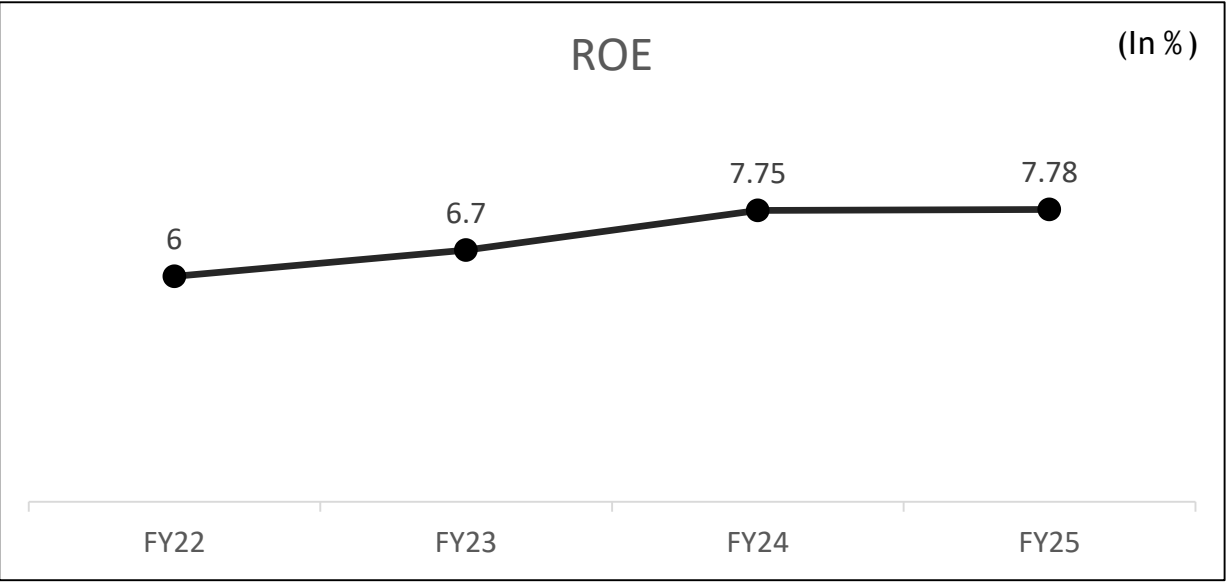
Equities & Liabilities	FY22	FY23	FY24	FY25
Equity	12.01	24.02	24.01	24.01
Reserves	133.82	130.99	142.77	155.02
Net Worth	145.83	155.01	166.78	179.03
Financial Liabilities:				
Payables	1.91	0.66	1.78	1.46
Borrowings	159.77	170.72	241.86	255.36
Other Financial Liabilities	6.60	10.66	9.94	12.23
Financial Liabilities	168.28	182.04	253.58	269.05
Non-Financial Liabilities				
Current Tax Liabilities (Net)	3.10	3.43	4.59	4.58
Provisions	0.02	0.02	0.05	0.01
Other Non-Financial Liabilities	0.62	0.62	0.71	0.96
Non- Financial Liabilities	3.73	4.07	5.36	5.55
Total Liabilities	317.84	341.12	425.72	453.64

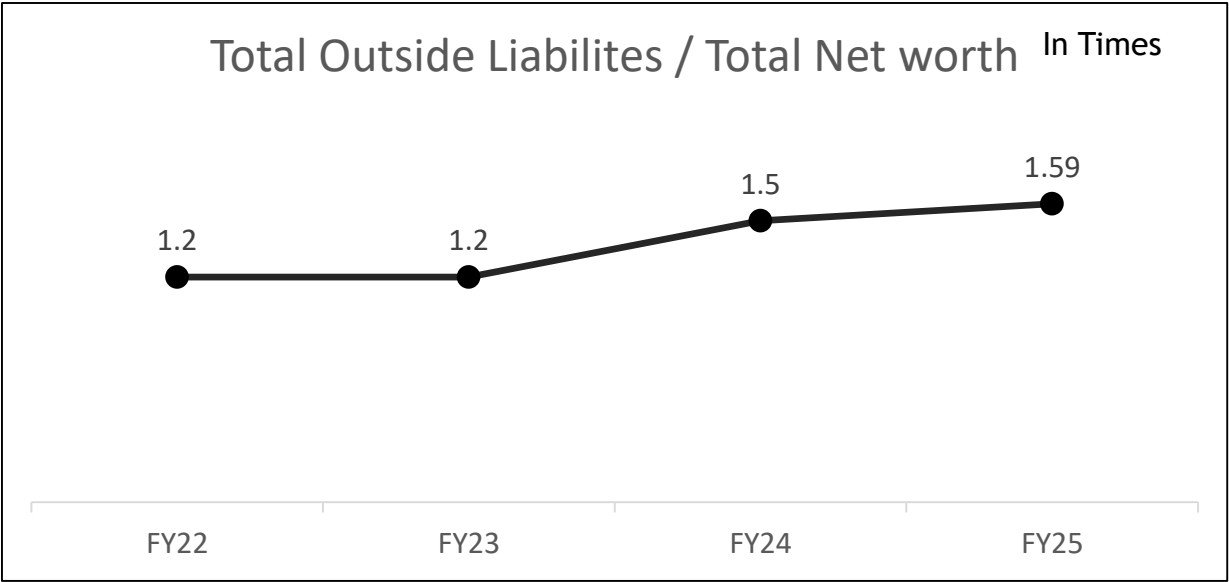
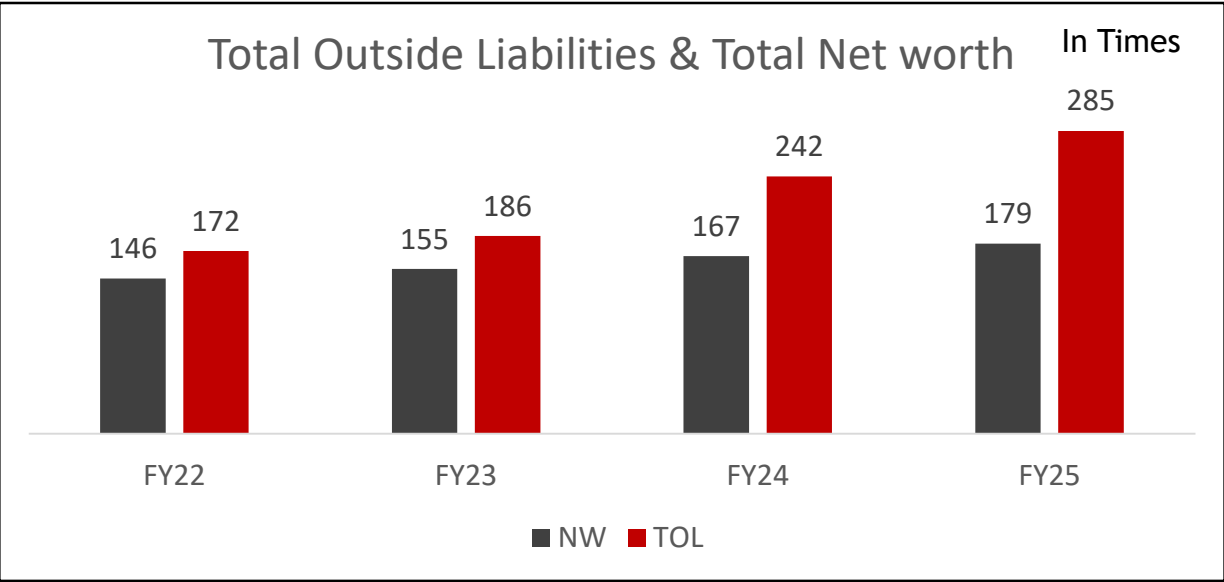
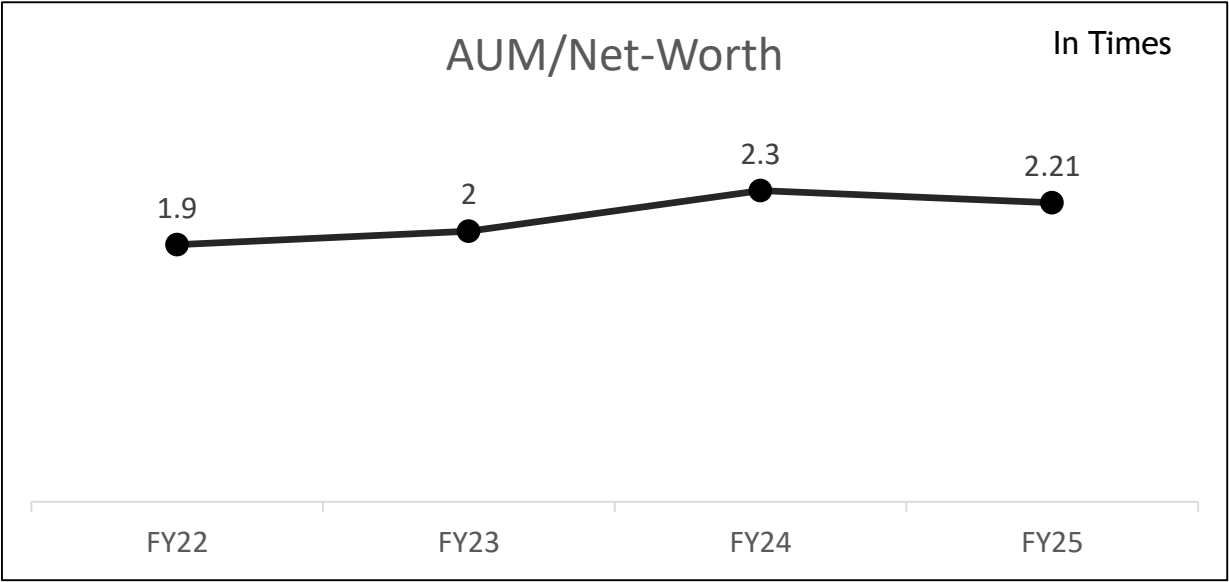
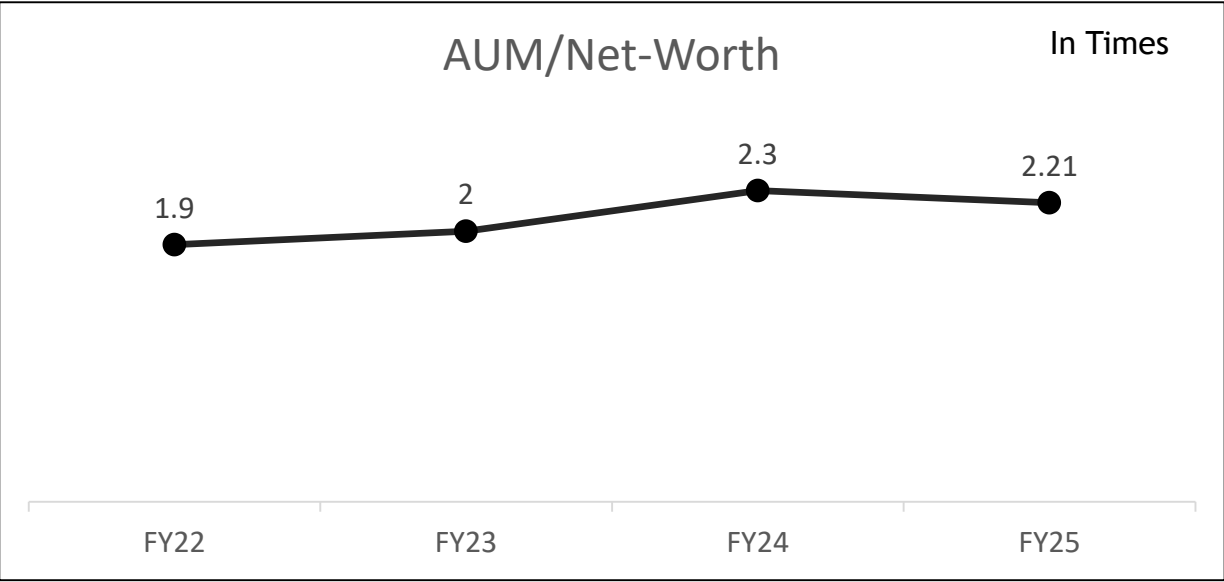
Assets	FY22	FY23	FY24	FY25
Non- Financial Assets				
Fixed Assets	1.27	1.26	4.04	5.07
Inventories	0.1	0.04	0.45	1.04
Deferred Tax Assets (Net)	0.06	0.04	-0.4	-0.41
Other Intangible Assets	0.1	0.14	0.17	0.18
Other Non-Financial Assets	7.41	8.71	11.69	13.50
Total Non- Financial Assets	8.94	10.2	15.94	19.38
Financial Assets				
Cash and Cash Equivalents	15.79	17.83	36.32	15.54
Receivables	6.91	0	0.28	0.03
Loans	271.12	299.45	361.94	402.65
Investments	8.58	6.28	4.67	9.51
Other Financial Assets	6.5	7.36	6.57	6.53
Total Financial Assets	308.9	330.9	409.78	434.26
Total Assets	317.8	341.1	425.72	453.64

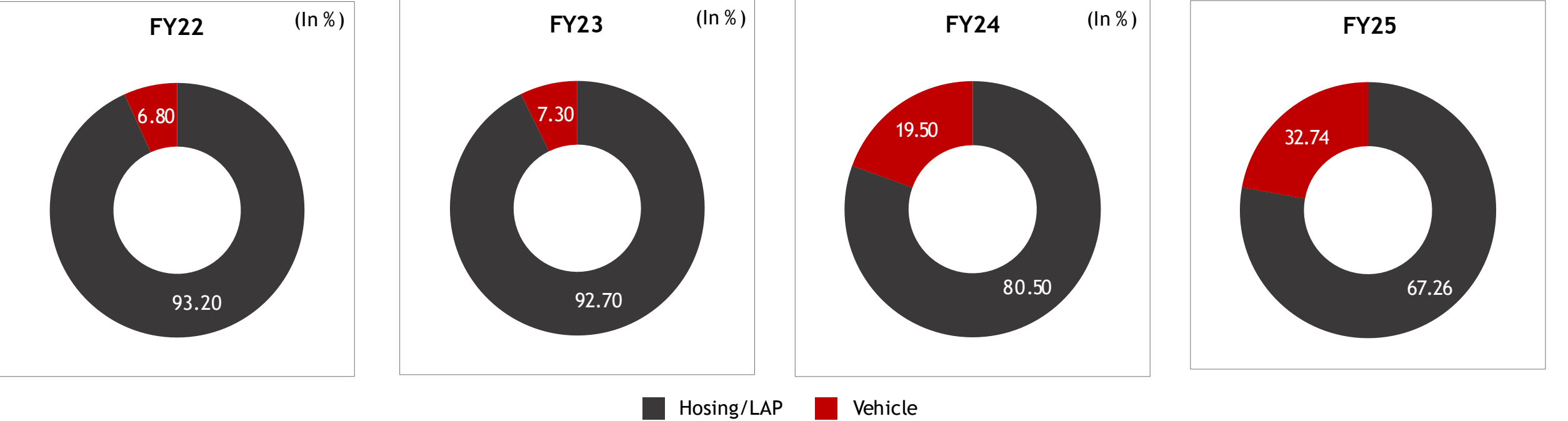
Cash Flow Statement

In ₹ Cr

Particulars	FY22	FY23	FY24	FY25
Cashflow from Operations	34.00	5.53	-21.77	1.92
Cashflow from Investments	-5.58	2.81	-1.59	-6.15
Cashflow from Financing	-24.27	-7.93	46.94	-17.03
Net Cash flow	4.15	0.42	23.58	-21.26
Opening Cash & Cash Equivalent	4.43	8.58	8.99	32.57
Closing Cash & Cash Equivalent	8.58	8.99	32.57	11.31





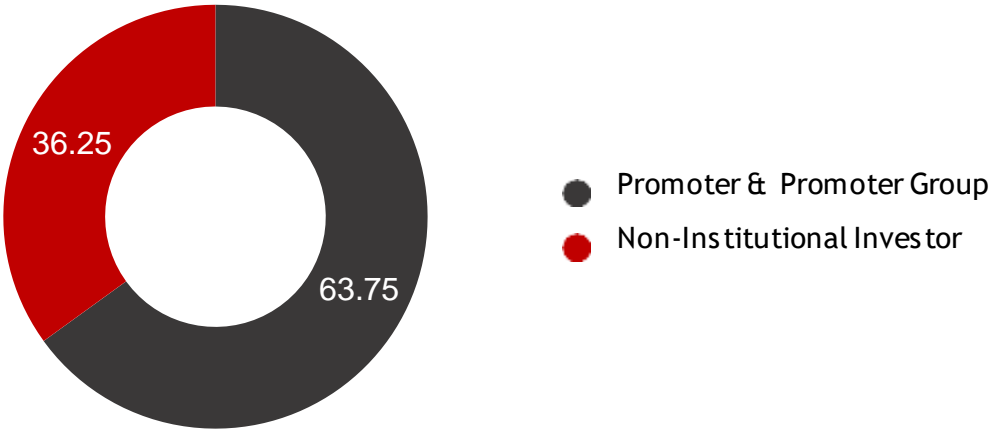


	(In ₹ Cr)			
	FY22	FY23	FY24	FY25
Housing/LAP	245.36	278.94	293.85	266.53
Vehicle	17.79	21.92	71.87	129.73
Total	263.15	300.86	365.72	396.26

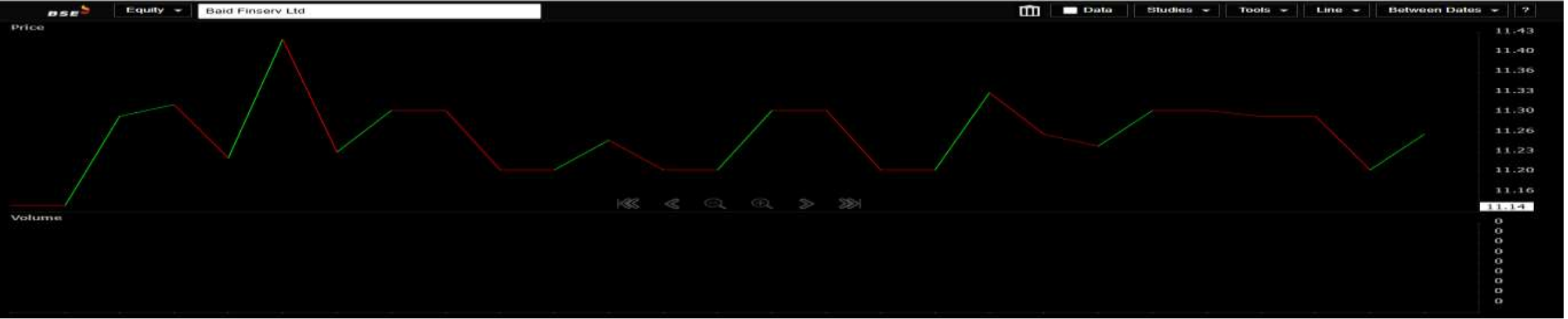
BSE: 511724 NSE: BAIDFIN | ISIN: INE020D01022 As on 28.03.2025

Share Price (₹)	9.16
Market Capitalization (₹ Cr)	109.98
No. of Shares Outstanding	12,00,68,300
Face Value (₹)	2.00
52-week High-Low (₹)	26.89-9.08

Share Holding Pattern As on 31-03-2025



Share performance from 1st October, 2024





Growth Strategy

Future Growth Drivers: Unlocking Potential for Success

- The business in Madhya Pradesh and Gujarat are thriving, with operations and growth progressing rapidly. Disbursements are increasing at a steady rate of 15% on a month-to-month basis.
- Company will open new branches in Maharashtra by Q2 this year.
- On track to achieve incremental ₹ 200 Cr AUM from Madhya Pradesh & Gujarat in FY26.
- Business Partnership agreement with small finance banks executed.
- The company aims to achieve an AUM of ₹ 500 Cr by FY26 & ₹ 600 Cr by FY27
- Expand to 100 branches across four states by FY 2025-26 and 125 branches by March 2027.
- Product Diversification includes Car loan, tractor loan, commercial vehicle, passenger vehicle, 3-wheeler electric vehicles and Loan Against Property.

Upcoming Products In Consideration



**Driving Expansion & Diversification towards
₹500 Cr in FY26 & ₹600 Cr in FY27 AUM**



SWOT Analysis

Strengths

Company's promoters, comprising both young, dynamic individuals and experienced, visionary leaders, have established a robust presence in the finance sector for over 32 years.

With a strong foothold in operational areas and deep penetration in rural and CAT B/C markets, they employ a unique evaluation grid to assess client segments and credit appraisal. Offering a diversified range of products, the company meets the financial needs of its customers effectively.



Weakness

Growing competition from finance companies and banks.
Continual inflationary trends.
Increasing costs of obtaining funds.



The company sees immense opportunities for geographical expansion, aiming to create a highly diversified portfolio. It emphasizes digitalization and AI integration to alleviate manual workload, ensuring more accurate processes that enhance Turnaround Time (TAT) and customer service efficiency.

Opportunities



The company faces competition from other similar NBFCs and FIs, compounded by its limited geographical presence.

Threats



Thank You



Baid Finserv Limited

“Baid House”, IIND Floor, 1, Tara Nagar, Ajmer
Road, Jaipur-

302006 (Rajasthan) India

E-mail: info@baidfinserv.com

Phone: 91 9116133220

Website: www.baidfinserv.com

