



Auditor's Report On Quarterly Financial Results and Year to Date Results of the Company Pursuant to the Regulation 33 of the SEBI (Listing Obligations and Disclosure Requirements) Regulations, 2015

To,
The Board of Directors
Baid Leasing and Finance Co. Ltd.
Baid House, IInd Floor,
1, Tara Nagar, Ajmer Road
Jaipur

Dear Sir (s),

1. We have audited the quarterly financial results of **Baid Leasing and Finance Co. Ltd.** for the quarter ended March 31, 2019 and the year to date results for the period April 01, 2018 to March 31, 2019, attached herewith, being submitted by the company pursuant to the requirement of Regulation 33 of the SEBI (Listing Obligations and Disclosure Requirements) Regulations, 2015.

These quarterly financial results as well as the year to date financial results have been prepared on the basis of the interim financial statements, which are the responsibility of the company's management. Our responsibility is to express an opinion on these financial results based on our audit of such interim financial statements, which have been prepared in accordance with the recognition and measurement principles laid down in Indian Accounting Standard for Interim Financial Reporting (AS 25/Ind AS 34), prescribed, under Section 133 of the Companies Act, 2013 read with relevant rules issued thereunder; or by the Institute of Chartered Accountants of India, as applicable and other accounting principles generally accepted in India.


2. We conducted our audit in accordance with the auditing standards generally accepted in India. Those standards require that we plan and perform the audit to obtain reasonable assurance about whether the financial results are free of material misstatement(s). An audit includes examining, on a test basis, evidence supporting the amounts disclosed as financial results. An audit also includes assessing the accounting principles used and significant estimates made by management. We believe that our audit provides a reasonable basis for our opinion.

In our opinion and to the best of our information and according to the explanations given to us these quarterly financial results as well as the year to date results:

(i) are presented in accordance with the requirements of Regulation 33 of the SEBI (Listing Obligations and Disclosure Requirements) Regulations, 2015 in this regard; and

(ii) give a true and fair view of the net profit/ loss and other financial information for the quarter ended March 31, 2019 as well as the year to date results for the period from April 01, 2018 to March 31, 2019.

**FOR KHILNANI & ASSOCIATES
CHARTERED ACCOUNTANTS
FRN NO.005776C**


**PRATITI JAIN
PARTNER
M.NO.424898**

**PLACE: JAIPUR
DATE: MAY 30, 2019**



STATEMENT OF AUDITED FINANCIAL RESULTS FOR THE QUARTER AND YEAR ENDED MARCH 31, 2019

Part I							Rs. In Lacs
Statement of Standalone Financial Results for the quarter and Year ended March 31, 2019							
S.No.	Particulars	Quarter Ended			Year Ended		
		31.03.19 (Audited)	31.12.2018 (Unaudited)	31.03.2018 (Audited)	31.03.2019 (Audited)	31.03.2018 (Audited)	
Revenue							
1	Revenue from operations	1,176.49	1,568.66	1,139.50	5,813.36	4,084.84	
2	Other Income	37.04	1.30	4.20	43.78	19.95	
3	Total Revenue (1+2)	1,213.53	1,569.96	1,143.70	5,857.14	4,104.79	
Expenses							
	a. Cost of material consumed	-	-	-	-	-	
	b. Purchase of stock in trade	-	-	-	-	0.36	
	c. Changes in inventories of finished goods, work-in-progress and stock-in-trade	0.58	(0.04)	0.11	1.07	0.41	
	d. Employee benefits expense	107.39	138.85	125.58	507.97	370.38	
	e. Finance Costs	756.66	785.13	621.93	2,839.20	1,800.98	
	f. Commission	41.83	109.54	76.45	553.08	358.35	
	g. Depreciation and amortisation expense	21.88	4.00	8.19	38.38	25.30	
	h. Other expenses	189.36	204.34	197.02	836.15	721.89	
4	Total Expenses	1,117.71	1,241.81	1,029.27	4,775.85	3,277.66	
5	Profit/Loss before Exceptional and extraordinary items and tax (3-4)	95.83	328.15	114.43	1,081.29	827.14	
6	Exceptional Item	-	-	-	-	-	
7	Profit/Loss before extraordinary items and tax (5+6)	95.83	328.15	114.43	1,081.29	827.14	
8	Extraordinary Items	-	-	-	-	-	
9	Profit before Tax (7-8)	95.83	328.15	114.43	1,081.29	827.14	
10	Tax expenses						
	Current Tax	27.91	104.10	24.74	314.87	260.38	
	Deferred Tax	(6.67)	-	(25.75)	(6.67)	(25.75)	
	Previous Period	-	(11.90)	25.12	(11.90)	25.12	
11	Profit for the period from continuing operations (9-10)	74.59	235.95	90.33	784.98	567.39	
12	Profit/loss from discontinuing operations	-	-	-	-	-	
13	Tax expenses from discontinuing operations	-	-	-	-	-	
14	Profit/loss from discontinuing operations (after tax)	-	-	-	-	-	
15	Profit for the period/Year	74.59	235.95	90.33	784.98	567.39	
16	Paid up equity share capital (Face Value Rs. 10/- per share)	1,010.00	1,010.00	1,010.00	1,010.00	1,010.00	
17	Reserve (excluding Revaluation Reserves)	-	-	-	-	3,037.25	
18	Earning Per Share (EPS) (before extraordinary items)(Basic as well as diluted)(not annualised)	0.74	2.34	0.89	7.77	5.62	

Explanatory notes to the Statement of Standalone Audited Financial Results for the Quarter /Year ended March 31, 2019.


- The above results were reviewed by the Audit Committee and approved by the Board of Directors in their respective meetings held on May 30, 2019.
- The above financial results for quarter and year ended March 31, 2019 have been audited by the Statutory Auditors of the Company and the Statutory Auditors have expressed an unqualified opinion.
- The EPS has been computed in accordance with the Accounting Standard (AS-20).
- The figures for the quarter ended March 31, 2019 and March 31, 2018 are the balancing figures between audited figures in respect of the full financial year and the published year to date figures up to the end of third quarter of the current and previous financial year which was subject to limited review by the statutory auditors.
- Provision for income-tax has been made in accordance with the AS-22 issued by ICAI.
- There has been no change in the Accounting policies followed during the financial year ended March 31, 2019 as compared to the preceding financial year ended March 31, 2018.
- The Board of Directors has recommended a final dividend of Re. 1.00/- per fully paid up equity shares of Rs. 10/- each (i.e. 10 %) subject to the approval of shareholders in the ensuing 28th Annual general Meeting i.e the total dividend for the financial year 2018-2019 is Re. 1.00/- per share (i.e. 10 %).
- The Company's main business is financing by way of hire purchase of used vehicles and providing loans. All other activities of the Company revolve around its main business. As such, there are no separate reportable segments, as per the Accounting Standard on 'Segment Reporting' (AS 17), specified under Section 133 of Companies Act, 2013.
- The other expenses are inclusive of CSR expenses undertaken by the company.
- Previous year/period figures have been regrouped and reclassified, wherever considered necessary, to make them comparable.
- The above financial results are available on the website of the stock exchange www.bseindia.com and on the website of the company www.balfc.com.

Date : May 30, 2019
 Place: Jaipur



For Baid Leasing and Finance Co. Ltd.
Panna Lal Baid

Panna Lal Baid
 (Chairman and Managing Director)
 DIN:- 00009897





Baid Leasing and Finance Co. Ltd.
 Regd. Office : "Baid House", IInd Floor, 1, Tara Nagar, Ajmer Road, Jaipur - 302006
 E-mail: baidfinance@baidgroup.in Ph.: 9214018844 Website-www.baifc.com
 CIN: L65910RJ1991PLC006391

STATEMENT OF ASSETS & LIABILITIES AS AT MARCH 31, 2019


Rs. In Lacs

STANDALONE STATEMENT OF ASSETS AND LIABILITIES		Year Ended	Year Ended
PARTICULARS		31.03.2019	31.03.2018
		Audited	Audited
A	EQUITY & LIABILITIES		
	(1) Shareholders Funds		
	(a) Share Capital	1,010.00	1,010.00
	(b) Reserve and Surplus	3,761.36	3,037.25
	(c) Money received against Share warrants	-	-
	Sub-Total - Shareholder's Funds	4,771.36	4,047.25
	(2) Non-Current Liabilities		
	(a) Long-Term Borrowings	16,138.94	11,005.25
	(b) Other long-term liabilities	-	-
	(c) Long-term provisions	183.90	184.10
	Sub-Total - Non-Current Liabilities	16,322.84	11,189.35
	(3) Current Liabilities		
	(a) Short Term Borrowings	5,297.84	4,704.54
	(b) Trade payables	88.54	177.19
	Total outstanding dues of micro enterprises and small enterprises		
	Total outstanding dues of creditors other than micro enterprises and small enterprises		
	(c) Other Current Liabilities	6,558.77	6,741.96
	(d) Short - Term Provisions	332.13	273.59
	Sub-Total - Current Liabilities	12,277.30	11,897.27
	TOTAL - EQUITY & LIABILITIES	33,371.50	27,133.88
B	ASSETS		
	(1) Non-Current Assets		
	(a) Fixed Assets	169.06	188.65
	(b) Non - Current Investments	1,107.58	951.69
	(c) Deferred Tax Assets	56.35	49.68
	(d) Long Term Loans & Advances	18,825.61	14,295.59
	Sub-Total - Non-Current Assets	20,158.60	15,485.62
	(2) Current Assets		
	(a) Inventories	10.51	11.58
	(b) Trade Receivable	-	-
	(c) Cash & Cash Equivalents	278.87	324.35
	(d) Short-term loans and advances	11,177.77	8,993.81
	(e) Other Current Assets	1,745.75	2,318.51
	Sub-Total - Current Assets	13,212.90	11,648.26
	TOTAL - ASSETS	33,371.50	27,133.88

Date : May 30, 2019
 Place: Jaipur

For Baid Leasing and Finance Co. Ltd.

Panna Lal Baid



Panna Lal Baid
 (Chairman and Managing Director)
 DIN:- 00009897

